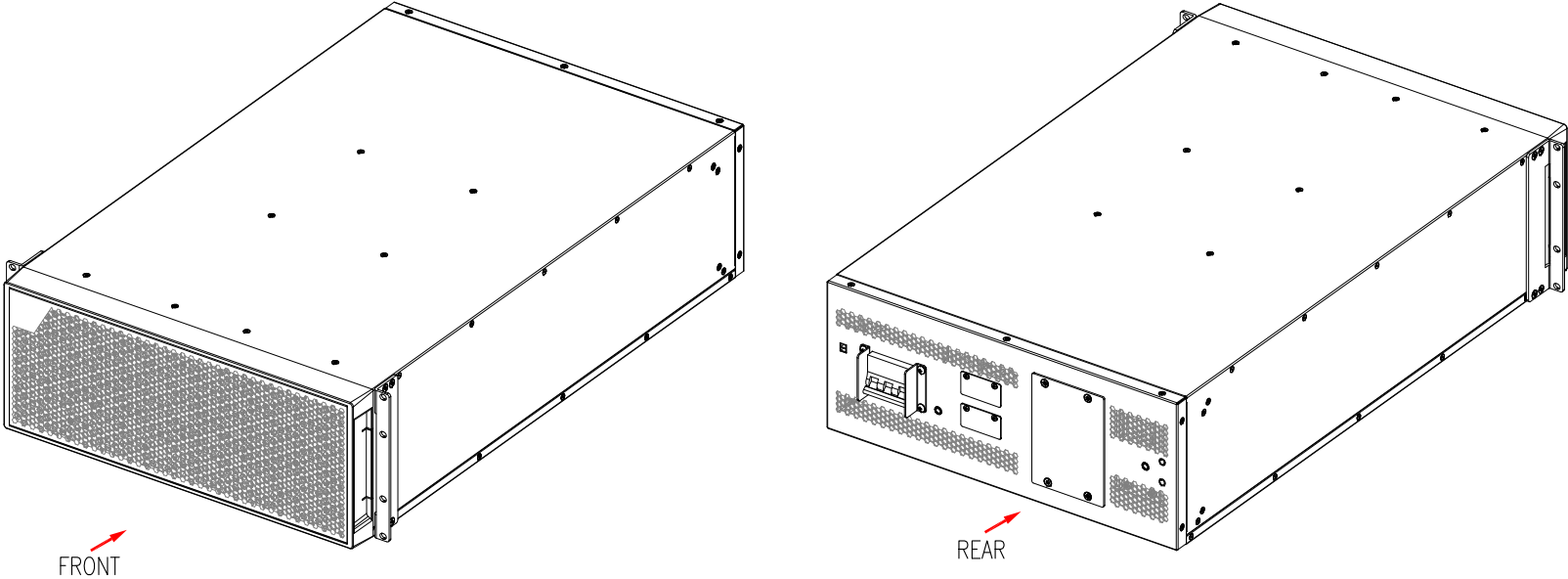


RACK INSTALLATION (ISOMETRIC VIEWS)



| Battery Specifications | |
|---|---|
| Capacity | 9Ah |
| Total voltage of battery pack for the UPS | ±192 VDC |
| XLBP Cable length | 0.64 meter |
| Battery type | Sealed Maintenance Free Valve Regulated Lead Acid |

NOTES:
1. INSTALLATION SHALL COMPLY WITH ALL APPLICABLE NATIONAL AND LOCAL ELECTRICAL REGULATIONS.
2. REFER TO PRODUCT MANUALS FOR ADDITIONAL DETAILS PRIOR TO INSTALLATION AND SITE PREPARATION WORK.

THIS DRAWING AND SPECIFICATIONS HEREIN ARE THE PROPERTY OF SCHNEIDER ELECTRIC AND SHALL NOT BE COPIED, REPRODUCED OR USED IN WHOLE OR IN PART, AS THE BASIS FOR THE MANUFACTURE OR SALE OF ITEMS WITHOUT WRITTEN PERMISSION FROM SCHNEIDER ELECTRIC. THIS DRAWING IS BASED UPON LATEST AVAILABLE INFORMATION AND IS SUBJECT TO CHANGE WITHOUT NOTICE.



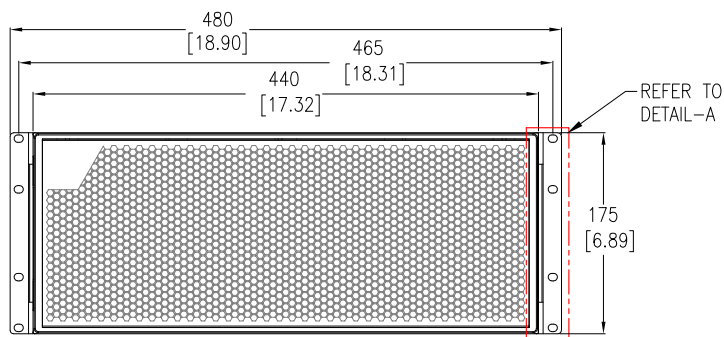
TITLE:
APC Smart-UPS RT Battery Pack
192VDC, 9Ah
Sealed Maintenance Free VRLA Battery
ISOMETRIC VIEWS

PROJECT: DRAWINGS SHEET 1 OF 3

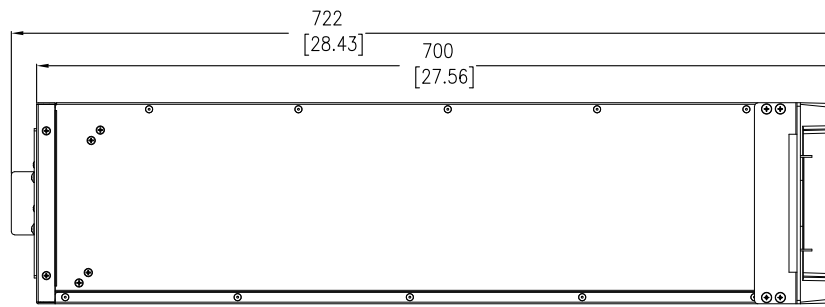
DWG NO: SRTG192XLBP2
DRAWN: JAYAPRAKASH
ENGINEER: PRITHIVIRAJ

APPROVED: PRITHIVIRAJ

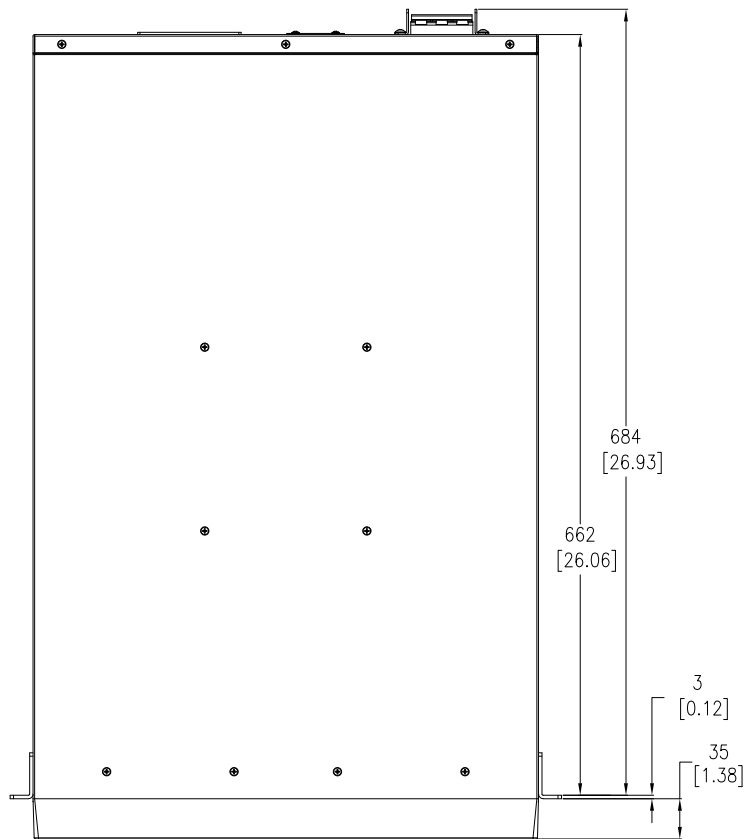
REV. 0
28-OCT-24
28-OCT-24
28-OCT-24
FIRST
ANGLE
PROJECTION



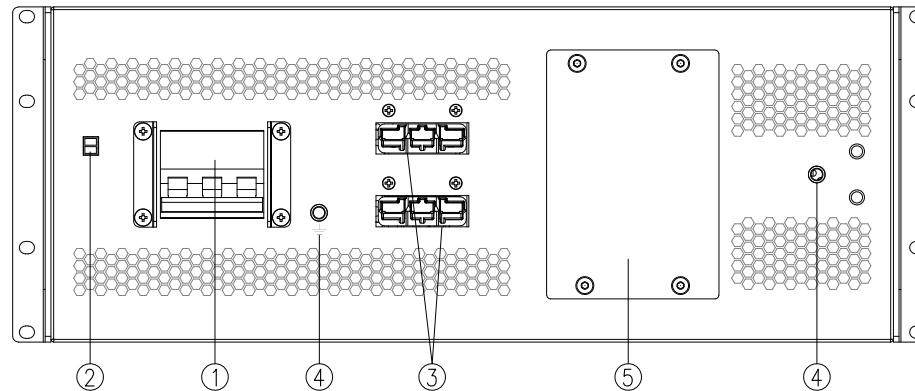
FRONT VIEW



SIDE VIEW

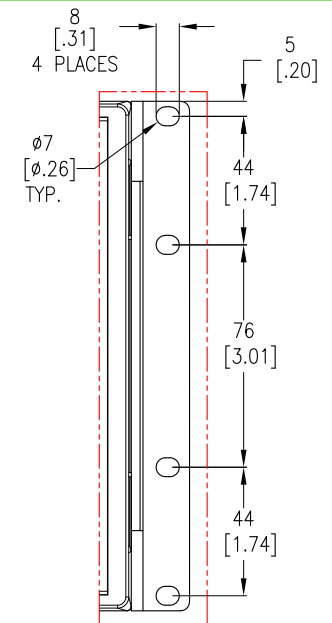


TOP VIEW



REAR VIEW (ENLARGED)

- ① BATTERY BREAKER
- ② BAT_T-BATTERY TEMPERATURE SENSOR TERMINAL
- ③ BATTERY CONNECTOR (COVER NOT SHOWN)
- ④ GROUND SCREW
- ⑤ BATTERY FUSE, 2 PIECES (100A/500V DC)



DETAIL-A
(ENLARGED VIEW)

NOTES:

1. INSTALLATION SHALL COMPLY WITH ALL APPLICABLE NATIONAL AND LOCAL ELECTRICAL REGULATIONS.
2. REFER TO PRODUCT MANUALS FOR ADDITIONAL DETAILS PRIOR TO INSTALLATION AND SITE PREPARATION WORK.
3. ALL DIMENSIONS ARE IN MILLIMETERS [INCHES], UNLESS OTHERWISE SPECIFIED. DIMENSIONS EXCLUDE SCREWS AND PROTRUDING PARTS.
4. CABLE ENTRY IS FROM REAR SIDE OF UNIT.
5. NET WEIGHT: 116kg [255.7 lb]
6. REPLACEMENT BATTERY MODULE: APCRBC172.

THIS DRAWING AND SPECIFICATIONS HEREIN ARE THE PROPERTY OF SCHNEIDER ELECTRIC AND SHALL NOT BE COPIED, REPRODUCED OR USED IN WHOLE OR IN PART, AS THE BASIS FOR THE MANUFACTURE OR SALE OF ITEMS WITHOUT WRITTEN PERMISSION FROM SCHNEIDER ELECTRIC. THIS DRAWING IS BASED UPON LATEST AVAILABLE INFORMATION AND IS SUBJECT TO CHANGE WITHOUT NOTICE.

Schneider
Electric

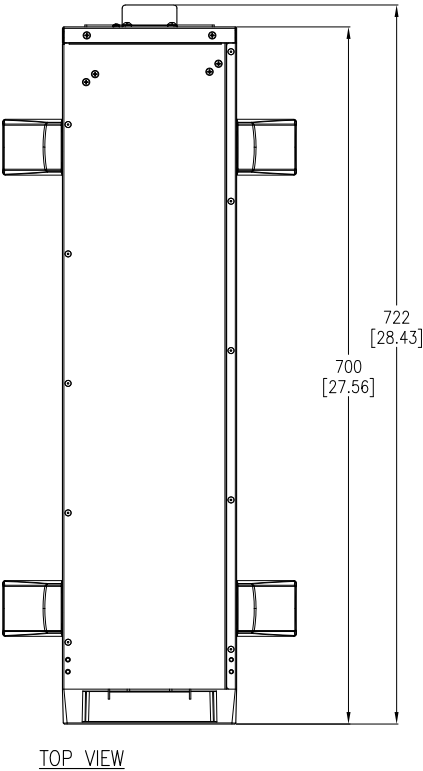
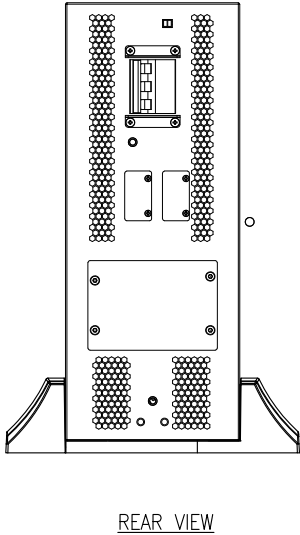
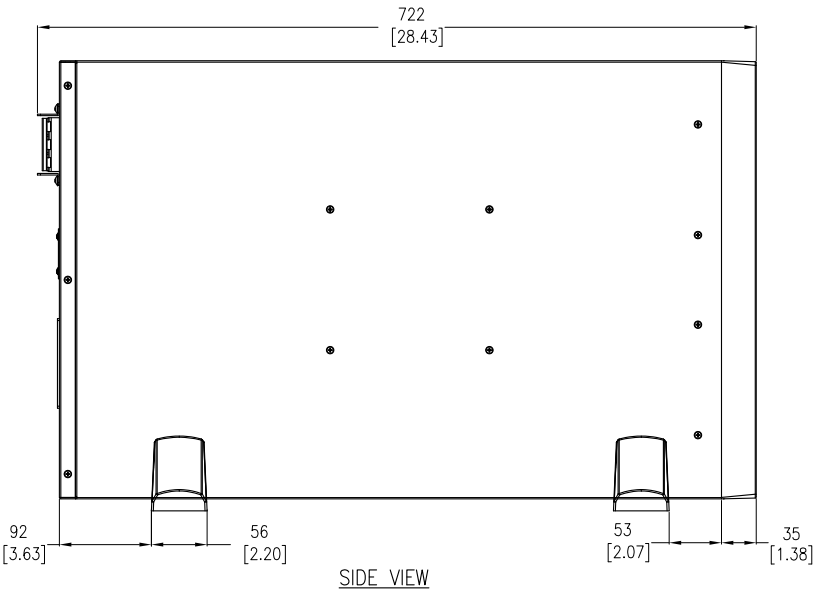
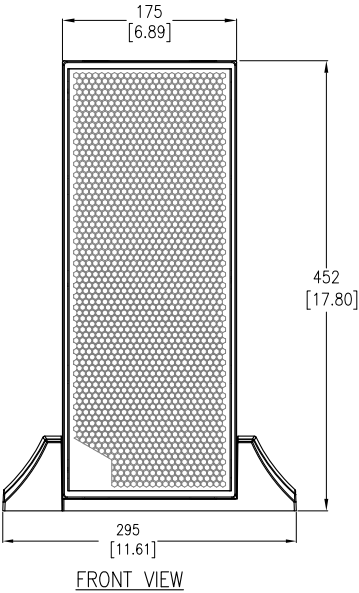
TITLE:
APC Smart-UPS RT Battery Pack
192VDC, 9Ah
Sealed Maintenance Free VRLA Battery
GENERAL ARRANGEMENT-RACK INSTALLATION

PROJECT: DRAWINGS SHEET 2 OF 3

| DWG NO: | REV. |
|--------------|-------------|
| SRTG192XLBP2 | 0 |
| DRAWN: | JAYAPRAKASH |
| ENGINEER: | PRITHIVIRAJ |
| APPROVED: | PRITHIVIRAJ |

FIRST
ANGLE
PROJECTION

TOWER INSTALLATION



- NOTES:
- 1. INSTALLATION SHALL COMPLY WITH ALL APPLICABLE NATIONAL AND LOCAL ELECTRICAL REGULATIONS.
 - 2. REFER TO PRODUCT MANUALS FOR ADDITIONAL DETAILS PRIOR TO INSTALLATION AND SITE PREPARATION WORK.
 - 3. ALL DIMENSIONS ARE IN MILLIMETERS [INCHES], UNLESS OTHERWISE SPECIFIED. DIMENSIONS EXCLUDE SCREWS AND PROTRUDING PARTS.
 - 4. UNIT CAN BE TOWER INSTALLED IF REQUIRED. USE THE PROVIDED STABILIZER BRACKETS FOR TOWER INSTALLATION.

THIS DRAWING AND SPECIFICATIONS HEREIN ARE THE PROPERTY OF SCHNEIDER ELECTRIC AND SHALL NOT BE COPIED, REPRODUCED OR USED IN WHOLE OR IN PART, AS THE BASIS FOR THE MANUFACTURE OR SALE OF ITEMS WITHOUT WRITTEN PERMISSION FROM SCHNEIDER ELECTRIC. THIS DRAWING IS BASED UPON LATEST AVAILABLE INFORMATION AND IS SUBJECT TO CHANGE WITHOUT NOTICE.



TITLE:
APC Smart-UPS RT Battery Pack
192VDC, 9Ah
Sealed Maintenance Free VRLA Battery
GENERAL ARRANGEMENT-TOWER INSTALLATION

PROJECT: DRAWINGS SHEET 3 OF 3

DWG NO: SRTG192XLBP2
DRAWN: JAYAPRAKASH
ENGINEER: PRITHIVIRAJ

APPROVED: PRITHIVIRAJ

REV. 0
FIRST ANGLE PROJECTION